


785nm high-power wide spectrum SLD modules



Feature

3 power categories: an output power of up to 25mW ex SM fiber and a spectral width (FWHM) of 50 nm

Short coherence length

Negligible residual Fabry-Perot modulation depth

Application

- fiberoptic sensors
- Bragg grating sensors
- optical coherence tomography
- optical measurements

Packages:

fiber coupled – Butterfly, DIL

free space – TOW

Additional & customized:

- PD monitors
- FC/APC terminated pigtails
- SM or PM pigtails (polarized or pseudo-depolarized output emission ex PM fiber)

Specification

Paramete	Category	Min	Typ	Max
Output power, SM fiber pigtail, SLD-331-HP, mW	HP1	5	7.5	-
	HP2	10	15	-
	HP3	20	25	-
Free space output power, in a cone N.A=0.71*, mW	HP1	10	15	-
	HP2	20	30	-
	HP3	40	50	-

Forward current †, mA	HP1	-	190	230
	HP2	-	260	300
	HP3	-	350	400
Forward voltage, V	All	-	-	2.6
Central wavelength, nm	All	775	785	795
Spectral width (FWHM), nm	All	40	50	-
Residual spectral modulation depth, %	All	-	2.0	5.0
Secondary coherence subpeaks (Reflectivity), dB (10 log)	All	-	-25	-
Spectral flatness ‡, dB	All	-	-	2.0
Slow / fast polarization ratio** (PM-polarized modules), dB	All	-	7.0	-
Operating temperature ††, °C		-55	-	+80
Cooler current, A		-	-	1.2
Cooler voltage, V		-	-	3.5

* TOW packaged SLDs;

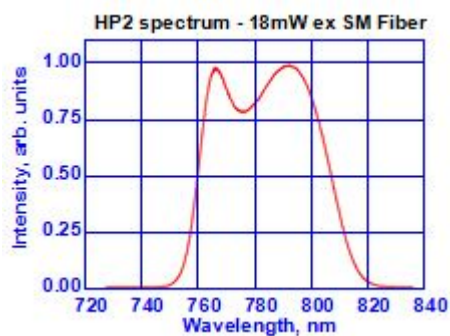
† current is specially adjusted to get highest output power with equal intensity of spectral lobes; different for different modules;

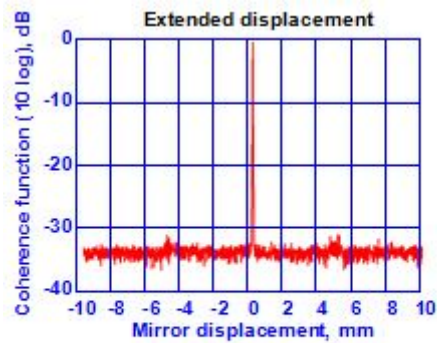
‡ Spectral Flatness parameter describes spectral intensity dropout between spectral lobes;

** Pseudo-depolarized versions (light is launched into the fiber with its polarization oriented at 45° to the birefringent axes) are available upon request;

†† Butterfly packaged SLDs.

PERFORMANCE EXAMPLES





Mirror displacement = Optical path
difference / 2

Ordering Information :

SLD-33(a)-(b)-(c)-(d)-(e),

where: (a) – 0 (free space) or 1 (fiber pigtailed);

(b) – power category HP1, HP2 or HP3; (c) – package type;

(d) – SM or PM (fiber coupled modules); (e) – PD (if PD monitor is required).

Example: SLD-331-HP1-DIL-SM-PD.

A maximum feedback of 10–3 is allowed to run HP SLDs safely at full power.